



Ages 4-5-K

Date: _____
Series: **God Made Everything**
Summer Year 1, Lesson 1

God Made Me

Take Home Point: *GOD MADE ME...*God cares for me.*

*Repeat this phrase throughout the lesson. The leader will say the first part of the phrase (*CAPS*). The children respond with the second part of the phrase (*italics*).

Bible Event: 1 Peter 5: 6-7

We will help children know:

- God made them, and they belong to him.
- God cares for them so much that he sent them Jesus.
- When they trust Jesus, they belong to God's family.

We will help the children feel:




- Special just for belonging to God.
- Awed that God calls them by name.
- Thankful that they are part of God's family.

We will help the children do:

- Interact with puppet presentation to introduce the Bible Event.
- Understand the significance of "You Are Special" movie.
- Craft: I Am Special!
- Snack: Wooden Puppets
- Game: God Made You
- Teach Albie the Take Home Point: GOD MADE ME...*God cares for me.*
- Sing and Pray.

Kingdom Quest Year 1 - Lesson 1 - 1

THIS LESSON'S ROADMAP

DESTINATION	PAGE #	DISCOVERIES ON YOUR JOURNEY	SUPPLIES NEEDED
<p>Large Group Opening</p> 	<p>3</p> <p>5</p>	<p>Puppet Presentation</p> <p>Bible Event</p>	<p><i>Puppet Presentation:</i></p> <ul style="list-style-type: none"> • Bubba puppet • star sticker (presenter holds) • Bible <p><i>Bible Event:</i></p> <ul style="list-style-type: none"> • <i>You Are Special:</i> DVD – by Max Lucado. ISBN 1-58134-166-0 – order from www.maxlucado.net • colored dot stickers • star stickers • trail mix of your choice in bags, one per child
<p>Small Group Application</p> 	<p>7</p> <p>8</p> <p>9</p> <p>10</p>	<p>Activity 1: Craft</p> <p>Activity 2: Snack</p> <p>Activity 3: Game</p> <p>Prayer Time</p>	<p><i>Activity 1: Craft</i></p> <ul style="list-style-type: none"> • copy of Appendix A, one per child • crayons or markers • Bible • Optional: dots and star stickers <p><i>Activity 2: Snack</i></p> <ul style="list-style-type: none"> • napkins, cups, water or juice • pretzel sticks <p><i>Activity 3: Game</i></p> <ul style="list-style-type: none"> • star stickers
<p>Large Group Wrap-up</p> 	<p>11</p> <p>11</p>	<p>Singing (Optional)</p> <p>Lesson Review with Puppet Skit</p>	<ul style="list-style-type: none"> • your choice of music • Albie puppet • Example of craft • Example of snack

Pre-Session Singing (10 minutes)

Purpose: *When all children are in one group singing, it is easy for children arriving later to join the group and immediately get involved.*

Large Group Opening (15 minutes)



Purpose: *The puppet demonstrates today's lesson. The children are introduced to the take home point and experience the Bible event.*

Puppet Presentation

Supplies: Bubba puppet, Presenter holds a Bible and has a star sticker to give to Bubba

Presenter: **Boys and girls, let's call Bubba.** (Children call "Bubba".)

Bubba: (Answers sadly) Hi everyone.

Presenter: **Hi, Bubba. How was your week?**

Bubba: Not the greatest.

Presenter: **What happened?**

Bubba: At school, my sister Judy got a star sticker and I did not.

Presenter: **That doesn't sound so bad.**

Bubba: It's terrible!

Presenter: **Why?**

Bubba: Because it means she is special and I am not.

Presenter: **Boys and girls, do you think Bubba is special, even if he did not get a star?**

Children: Yes!

Presenter: **Bubba, of course you are special, star sticker or not.**

Bubba: I don't know why I would be special to anyone.

Presenter: **Bubba, this reminds me of our Bible event today. We are going to find out that the main reason we are special has nothing to do with what we do or how many stars we have.**

Bubba: Really?

Presenter: Yes. All of us are special because of who we belong to.

Bubba: I belong to my mom and dad.

Presenter: We do belong to our families, but there is someone even more important we belong to.

Bubba: Who? Who do we belong to?

Presenter: We belong to someone who made us.

Bubba: Who made us?

Presenter: God made us and we belong to him.

Bubba: Does God think I am special even without a star?

Presenter: Absolutely! If it makes you feel better, I have something for just being yourself and belonging to God.

Bubba: What is it?

Presenter: A star sticker! (place on Bubba's chest)

Bubba: Cool. Thanks.

Presenter: Would you like to learn more about this Bible event?

Bubba: Yes I would.

Presenter: First, let's practice the take home point. I'll say the first part and you say the second part.

Bubba: OK

Presenter: *GOD MADE ME...now you say, "God cares for me."

Bubba: God cares for me.

Presenter: Do you think you can teach the boys and girls?

Bubba: Sure.

Presenter: OK everybody, *GOD MADE ME...

Bubba: (and everyone): God cares for me.

Presenter: One more time. * GOD MADE ME...

Bubba: (and everyone): God cares for me.

Presenter: Wonderful. Say “goodbye” Bubba.

Bubba: Bye everyone!

Bible Event: Video

Supplies: “*You Are Special: DVD by Max Lucado. ISBN 1-58134-166-0*—order from www.maxlucado.net; colored dot stickers; star stickers; trail mix of your choice in snack bags

Cue the video to its precise beginning. For larger groups of children (15 or more), use a large screen TV if possible. Dim the lights before starting the video.

Presenter holds the Bible and introduces the video by reading the Bible verse

Pull out some plain colored dot stickers and brightly colored star stickers to place on yourself as you explain.

The dots are going to remind us what it’s like when we sometimes feel bad about ourselves. Stars are the world’s way to make us feel important. But the video will show us that dots and stars really aren’t important. Instead, we want to remember whom we belong to and why we’re really special. Let’s watch and see if we can figure it out.

Distribute snack bags of trail mix for the children to eat during the video.

Show the entire video *You Are Special* by Max Lucado. The length of the video is 22 minutes, 40 seconds.

Conclude with the following:

In the video, Punchinello didn’t think he was very important because the other Wemmicks didn’t like him and he was covered in dots. He learned that Eli, the one who made him, thought he was very special. The one who made us thinks that we’re very special, too. Who is that? (God.) That’s right. God made us and gave us his own Son Jesus so that we could belong to his family forever. Because we belong to God, we are all very special, no matter what anyone else thinks.

Boys and girls, let's practice the take home point together. I will say the first part and you repeat the last part. *GOD MADE ME...God cares for me.

Let's fold our hands and pray. Repeat after me.

**Dear God,
We love you.
You made me.
You love me.
You care for me.
Thank you, thank you, thank you.
In Jesus' name.
Amen.**

Song:

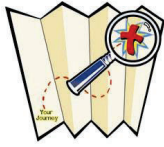
Let's sing our song of the week. (To the tune of *Frere Jaques*)

Capitalized letters indicate emphasis on that syllable when the rhyme is sung.

**GOD cares FOR me.
GOD cares FOR me.
YES he DOES.
YES he DOES.
I am SPE-cial TO him.
I am SPE-cial TO him.
GOD made ME.
GOD made ME.**

Safety and Security: Safety and security procedures are important for each church to carefully define and implement according to their unique needs. The security, safety, illness and accident procedures described in this curriculum are provided for example purposes only and may not be appropriate, applicable or adequate for every situation. Each church is responsible for determining whether any security, safety, illness and accident procedures contained in the curriculum are appropriate, applicable or adequate for its unique situation. The activities described in this curriculum require adult supervision and may not be suitable for each child and each situation. Each church is responsible for ensuring that adequate adult supervision is provided for all activities and for determining whether an activity is appropriate for each child and each situation. Kids Kount Publishing disclaims all liability for the implementation of any procedures or the performance of any activities described in this curriculum.

Small Group Application (30 minutes)



Purpose: Children will break into small groups. Smaller groups enable children to develop closer relationships with adults and peers in the church. In your small groups you will reinforce the take home point with a fun hands-on activity and discuss the Bible event. Review questions help kids apply the take home point to their daily lives.

Activity 1: Craft “I Am Special”

Supplies: Bible; copies of Appendix A, one per child; crayons or markers; star and dot stickers

Boys and girls, today you are going to make a picture of the most important person to God. It will be a picture of yourself! First I will read the Bible verse that is referred to at the bottom of the page. (Read verse from Bible.)

Now I want you to write your name in the box at the top of the page. When you are finished with that, draw a picture of yourself on the page. (If using the option of the stickers, pass out a few of each to all the children and tell them they can decorate their page with them.)

I want you to remember that each one of us is special and we belong to God. God calls us by name. By writing your name and drawing a picture of yourself, you are showing that you know you are special to God.

Review the Bible Event.

In the video, what did Punchinello have stuck all over him? (Dots.)

What did he want to have? (Stars.)

Let’s practice the take home point. *GOD MADE ME...God cares for me.

Let’s fold our hands and pray. Repeat after me.

**Dear God,
We love you.
You made me.
You love me.
You care for me.
Thank you, thank you, thank you.
In Jesus’ name.
Amen.**

Song:

Let's sing our song of the week. (To the tune of *Frere Jaques*)

Capitalized letters indicate emphasis on that syllable when the rhyme is sung.

GOD cares **FOR** me.
GOD cares **FOR** me.
YES he **DOES**.
YES he **DOES**.
I am **SPE**-cial **TO** him.
I am **SPE**-cial **TO** him.
GOD made **ME**.
GOD made **ME**.

Activity 2: Snack “Wooden Puppets”

Supplies: pretzel sticks; napkins, cups, water or juice.

*****CAUTION: Be aware of food allergies children may have, before you give them anything to eat.**

Before we eat our snack, let's fold our hands and pray. Repeat after me.

**Dear God,
We love you.
You made me.
You love me.
You care for me.
Thank you, thank you, thank you.
In Jesus' name.
Amen.**

Boys and girls, today we are going to eat pretzel sticks that will remind us of Punchinello the puppet. He was carved out of wood by his maker, Eli. Who made us? (God.) Yes, God made each one of us special. Did he use wood? No. He made us as people.

Review the Bible event.

How did the dots make Punchinello feel? (*Sad, lonely, like he didn't belong, etc.*)

Let's practice the take home point. *GOD MADE ME...God cares for me.

Song:

Let's sing our song of the week. (To the tune of *Frere Jaques*)

Capitalized letters indicate emphasis on that syllable when the rhyme is sung.

GOD cares **FOR** me.
GOD cares **FOR** me.
YES he **DOES**.
YES he **DOES**.
I am **SPE**-cial **TO** him.
I am **SPE**-cial **TO** him.
GOD made **ME**.
GOD made **ME**.

Activity 3: Game “God Made You”

Supplies: star stickers

Today we are going to play a version of the game “London Bridges.” I will choose two children to stand facing each other, arms extended, palms touching to form a “bridge” that the rest of the children will pass under. To the normal tune of *London Bridge*, sing the following lyrics:

You are special,
God made you,
God made you,
God made you.
You are special,
God made you,
You belong to him.

When the song ends, the “bridge collapses” and the children forming the bridge will drop your hands down to catch the child passing under the bridge. Each captured child gets a star sticker and told that they are special to God. Repeat, making sure each child gets captured, and each child gets a turn forming the bridge.

Review the Bible event.

Who do we belong to? (*God.*)

Let's practice the take home point. ***GOD MADE ME...God cares for me.**

Let's fold our hands and pray. Repeat after me.

Dear God,
We love you.
You made me.
You love me.
You care for me.
Thank you, thank you, thank you.
In Jesus' name.
Amen.

Song:

Let's sing our song of the week. (To the tune of *Frere Jaques*)

Capitalized letters indicate emphasis on that syllable when the rhyme is sung.

GOD cares **FOR** me.
GOD cares **FOR** me.
YES he **DOES**.
YES he **DOES**.
I am **SPE**-cial **TO** him.
I am **SPE**-cial **TO** him.
GOD made **ME**.
GOD made **ME**.

Prayer Time:

How do we know we are special? (*God made us. God loves us. God cares for us and sent Jesus for us. We belong to him, etc.*)

Ask children for prayer requests and pray as a group for child's request.

Let's practice the take home point. *GOD MADE ME...God cares for me.

Let's fold our hands and pray. Repeat after me.

**Dear God,
We love you.
You made me.
You love me.
You care for me.
Thank you, thank you, thank you.
In Jesus' name.
Amen.**

Song:

Let's sing our song of the week. (To the tune of *Frere Jaques*)

Capitalized letters indicate emphasis on that syllable when the rhyme is sung.

GOD cares **FOR** me.
GOD cares **FOR** me.
YES he **DOES**.
YES he **DOES**.
I am **SPE**-cial **TO** him.
I am **SPE**-cial **TO** him.
GOD made **ME**.
GOD made **ME**.

Large Group Wrap-Up (10 minutes)



Purpose: *The crazy bird puppet, Albie, struggles with learning the take home point. We try to teach him the take home point, but each time he confuses words or concepts. After three attempts, he finally gets it right.*

Singing: (Optional, two or three songs, as time allows)

Supplies: Albie the puppet, sample of today's craft and snack.

Lesson Review with Puppet Skit

Presenter shows Albie an example of each of the Activities done in small group. Then the kids attempt to teach Albie the take home point.

Presenter: We want to welcome all our guests today and thank them for coming.
(If you give guests a gift for coming, do it now.)

Presenter: Albie, look at the craft the children made today. It is a picture of someone very special. The children are going to teach you our take home point. Listen carefully.



Presenter: (says to kids): * **GOD MADE ME...**
Kids say: ...God cares for me.
Presenter: (says to Albie): * **GOD MADE ME...**
Albie says: *Did you know I have a trick knee?*

Presenter: Albie, look at the snack we ate. It looks like a stick puppet. Now listen carefully to the take home point.

Presenter: (says to kids): * **GOD MADE ME...**
Kids say: ...God cares for me.
Presenter: (says to Albie): * **GOD MADE ME...**
Albie says: *If I go up too high, I get a nosebleed!*

Presenter: Albie, today we played a game called God Made You. Now, please listen closely to the take home point.

Presenter: (says to kids): * **GOD MADE ME...**
Kids say: ...God cares for me.
Presenter: (says to Albie): * **GOD MADE ME...**
Albie says: *God made my pet squirrel Sweet Pea!*

Presenter says: **Albie, listen one last time.**
 * **GOD MADE ME...**
Kids response: ...God cares for me.

Presenter: (says to Albie): * **GOD MADE ME...**

Albie's response:

(Warms up his singing voice with "Mee, mee, mee, mee..." and sings in a silly dramatic opera-like voice)
***GOD MADE ME...God cares for me.**

Presenter says to Albie: Good job, Albie!

Albie can leave stage or join in the prayer and song.

Let's fold our hands and pray. Repeat after me.

**Dear God,
We love you.
You made me.
You love me.
You care for me.
Thank you, thank you, thank you.
In Jesus' name.
Amen.**

Song:


Let's sing our song of the week. (To the tune of *Frere Jaques*)

Capitalized letters indicate emphasis on that syllable when the rhyme is sung.

**GOD cares FOR me.
GOD cares FOR me.
YES he DOES.
YES he DOES.
I am SPE-cial TO him.
I am SPE-cial TO him.
GOD made ME.
GOD made ME.**

Goodbye boys and girls. Remember that God loves you, you are special and he cares for you.

GOD CALLS ME BY NAME:



GOD MADE ME SPECIAL.

1 Peter 5: 6-7

Humble yourselves, therefore, under God's mighty hand, that he may lift you up in time. Cast all your anxiety on him because he cares for you.

God Talk at Home

This Week's Lesson: Date: _____

God Made Me

Take Home Point:

God Made Me...God cares for me.

DRIVE TIME HOME: PARENTS, ASK ME WHAT I DID TODAY



- Puppet: Bubba learned that he is special.
- Bible Event: We watched a video called "You Are Special".
- Craft: We made a picture of a very special person.
- Snack: We ate "wooden puppets" (stick pretzels).
- Game: We played God Made You.
- We taught Albie the take home point.



- Watched a video called "You Are Mine."
- Drew a picture of myself.
- Sat in the "Special" and learned to give compliments to others.

FAMILY DEVOTIONS: Read the Bible Event from a children's' Bible:

God Cares for Me (1 Peter 5: 6-7)

TALK ABOUT IT:

- Who do we belong to?
- Does how stuff we have make us important or special?
- Who did God send to make us part of his family forever?

PRAYER POWER:

(Have child repeat after adult)

Dear God,
We love you.
You made me.
You love me.
You care for me.
Thank you, thank you, thank you.
In Jesus' name.
Amen.

SONG OF THE DAY:

(To the tune of *Frere Jaques*)

Capitalized letters indicate emphasis on that syllable when the rhyme is sung.

GOD cares FOR me.
GOD cares FOR me.
YES he DOES.
YES he DOES.
I am SPE-cial TO him.
I am SPE-cial TO him.
GOD made ME.
GOD made ME.

FAMILY TIME OPTIONS:

Cut several stars out of paper. On each one, write down a way that your child is special. While doing this, discuss how we are all special because we belong to God. Post the stars in your child's room or somewhere anyone can see them.

"God Made Everything" Series, Lesson 1



God Made Me

1 Peter 5: 6-7